



995 Governor Dr. #103
El Dorado Hills, CA 95762

866 382-8600

YARDART info@yardart.com

Lambrate Planter Series



Shown in Graphite

Glazed and Terra Cotta Collection

Campania's glazed and terra cotta planters are hand made from natural clay using traditional artisanal techniques and high-fired at temperatures between 990-1000 degrees centigrade to ensure frost resistance and durability. Glazed planters are coated with natural glazing elements that are baked onto the surface to enhance the products resistance to weathering.

Please note that actual colors may vary slightly from those depicted here.

Material	Item Description	Item #	Available Colors	Outside Dimensions	Planting Dimensions	Base Dimensions	Approx. Weight
Glazed	Lambrate Planter S/3	6766-XXX03	(33) Verdigris (35) Graphite (65) Angkor (101) Aqua Blue Coral				132 lbs/set
Glazed	Lambrate Planter - Large	6766-XXX00	(33) Verdigris (35) Graphite (65) Angkor (101) Aqua Blue Coral	21.75"W x 20.5"H	16"W x 20.25"H	13" Diam.	73 lbs
Glazed	Lambrate Planter - Medium	6766-XXX01	(33) Verdigris (35) Graphite (65) Angkor (101) Aqua Blue Coral	15"W x 15"H	11"W x 14"H	9" Diam.	31 lbs
Glazed	Lambrate Planter - Small	6766-XXX02	(33) Verdigris (35) Graphite (65) Angkor (101) Aqua Blue Coral	9"W x 8.25"H	6"W x 7.75"H	6" Diam.	10 lbs

Note: Planters have drainage holes.

AVAILABLE COLORS

Please note: Actual colors may vary slightly from those depicted below.



(33)
Verdigris



(35)
Graphite



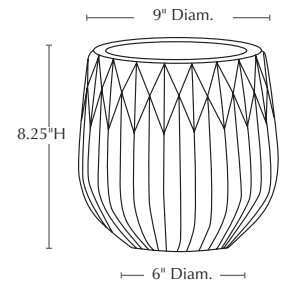
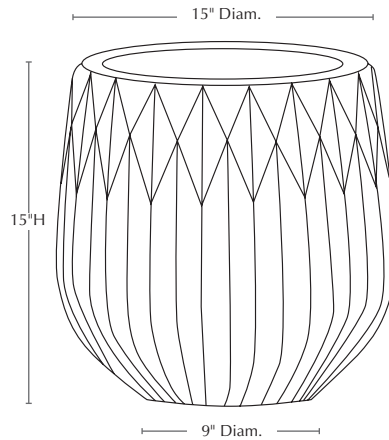
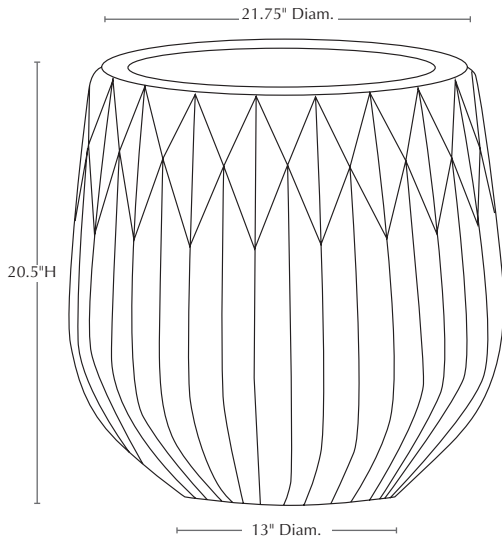
(65)
Angkor



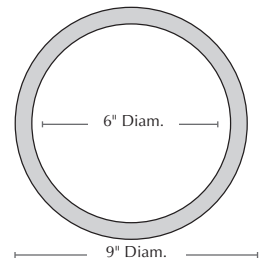
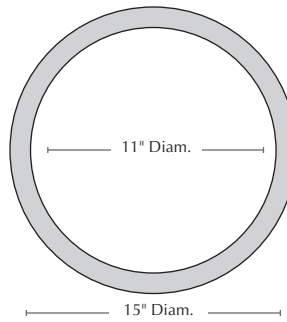
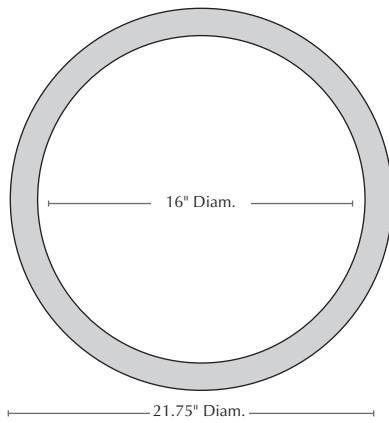
(101)
Aqua Blue
Coral

Lambrate Planter Series

Isometric View



Top View



Materials: Natural clay and natural glazing elements

Care & Maintenance/Outdoor Planting Instructions: There is no such thing as a 100% frost-proof planter. The freeze-thaw cycles that occur in winter will cause any water in the container to freeze and expand which may cause the container to crack. It is best to store the item in a dry place out of the elements. Our Glazed and Terra Cotta planters are equipped with pre-installed drainage holes to allow for drainage. The drain holes must be kept clear to maintain the longevity of your planter, especially in climates that undergo freeze thaw cycles in the winter. If you are unable to bring a planter out of the elements: We recommend covering the drain holes with a mesh screen or equivalent to keep debris from clogging the openings; Filling the bottom of the planter with non-porous drainage material; Filling the remainder of the planter with a well-draining soil mix that will not retain water; and lastly, covering the soil with decorative mulch or pine bark to the top rim of the planter to discourage water from pooling on the surface. For indoor use, Campania can source saucers for special orders and plugs are available upon request.

Cleaning Instructions: Campania Glazed and Terra Cotta planters can be cleaned with either mild soapy water or Windex® with Ammonia-D. Spray down the surface of the planter where it is dirty and use a lint-free cloth or sponge to wipe the surface. Note that it may take several cycles of wiping and drying before the planter is completely clean. Do not pressure wash, use alcohol based cleaners, apply corrosive cleaners or clean with anything abrasive.