



995 Governor Dr. #103
El Dorado Hills, CA 95762

866 382-8600

YARDART info@yardart.com

Modular Series



Modular Bench Configuration 3, MB-003, shown in Verde

Cast Stone

Create your own gardenscape with Campania's modular bench/planter/fountain system. Perfect for residential or commercial use, these sleek contemporary components can be arranged in a wide variety of configurations to suit your garden space. Each component is ordered individually. Please note that every planter box can also be used as a fountain, in which case the fountain assembly unit should be ordered. The components also work well as single benches, planters or fountains.

Campania proudly manufactures its cast stone products in the USA using locally sourced materials. All of our cast stone pieces are manufactured using the wet casting technique with a proprietary high density cast stone mix, yielding a PSI strength of approximately 7,500. The mix is comprised primarily of water, sand, stone aggregate and cement. Our cast stone products may qualify for LEED credits as applicable to your project. Cast stone produces a strong and durable product that will weather naturally in an outdoor environment. Simply stated, cast stone is chosen for its beauty and authenticity. Our material is natural, authentic, made in the USA, and 100% recyclable. These planters are often specified for hospitality projects, large scale public space installations, pedestrian and traffic safety, and other custom projects. Although we recommend that you take advantage of the quick turnaround of our stocked product; these shapes, finishes, and/or sizes are not always right for every job. Campania has the capability to produce custom molds and colors in our Pennsburg, PA factory.

Available in a choice of thirteen (13) exclusive natural pigment stains in addition to natural. All of our patinas are hand applied in a multi-step process which produces unique and beautiful surface finishes. Designed to replicate the look of naturally aged materials, the patinas will not prevent the natural aging process that occurs in an outdoor environment. Rather than creating uniform stains, our approach gives our products their unique beauty and appeal.

Material	Item Description	Item #	Outside Dimensions	Base Dimensions	Planting Dimensions	Inside Height Dimensions	Approx. Weight
Cast Stone	Modular Short Bench Top	M-107	32"L x 17"W x 4"H	n/a	n/a	n/a	182 lbs
Cast Stone	Modular Medium Bench Top	M-108	40"L x 17"W x 4"H	n/a	n/a	n/a	238 lbs
Cast Stone	Modular Long Bench Top	M-109	48"L x 17"W x 4"H	n/a	n/a	n/a	283 lbs
Cast Stone	Modular Fountain Insert (2 pieces)	M-101	10" Sq. x 13"H	n/a	n/a	n/a	47 lbs
Cast Stone	Modular Corner Planter	M-105	21" Sq. x 15"H	21" Sq.	14" Sq. x 13"H	13"H	339 lbs
Cast Stone	Modular Center Planter	M-103	25.25"L x 17"W x 15"H	25.25"L x 17"W	14" Sq. x 13"H	13"H	339 lbs
Cast Stone	Modular Leg	M-102	17.25"L x 9.5"W x 11"H	9.5"L x 17"W	n/a	n/a	141 lbs
Cast Stone	Modular End Planter	M-104	21.25"L x 17"W x 15"H	21.25"L x 17"W	14" Sq. x 13"H	13"H	277 lbs

AVAILABLE COLORS

Please note: Actual colors may vary slightly from those depicted below. Color samples are available upon request. Call 215-541-4627 for more info.



(NA)
Natural



(AL)
Aged
Limestone



(AS)
Alpine
Stone



(BR)
Brownstone



(CB)
Copper
Bronze



(EM)
English
Moss



(FN)
Ferro Rustic
Nuovo



(FL)
French
Limestone



(GS)
Greystone



(LA)
Lead
Antique



(NN)
Nero
Nuovo



(PN)
Pietra
Nuova




(TR)
Travertine



(VE)
Verde

Modular Series



Materials: cement, sand, stone aggregate and water

Care & Maintenance/Outdoor Planting Instructions: Our cast stone planters are equipped with pre-installed drainage holes to allow for drainage. The drain holes must be kept clear to maintain the longevity of your planter, especially in climates that undergo freeze thaw cycles in the winter. Whenever possible, we recommend raising the planter off of the ground to prevent the planter from freezing to the surface below; Covering the drain holes with a mesh screen or equivalent to keep debris from clogging the openings; Filling the bottom of the planter with non-porous drainage material; Filling the remainder of the planter with a well-draining soil mix that will not retain water; and lastly, covering the soil with decorative mulch or pine bark to the top rim of the planter to discourage water from pooling on the surface.

Touch-up & Patch Kits: Available upon request by calling 215.541.4627.

Cleaning Instructions: Campania's cast stone planters can be cleaned with diluted vinegar and water or with any commercially available mild detergent. Use a soft cloth, sponge, or brush. Do not pressure wash, apply corrosive cleaners or clean with anything abrasive. Note that it may take several cycles of wiping and drying before the planter is completely clean. Cast stone contains salts that may effloresce over time. You will notice a fine white powdery coating on the surface of the cast stone if the efflorescence is present in your product. If you wish to remove the salt deposits, Campania can recommend an appropriate an efflorescence cleaner. Contact us at 215-541-4627 for details.

Modular Series



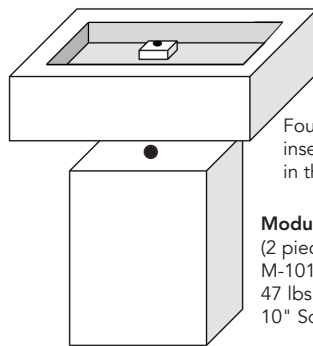
Modular Short Bench Top
M-107
182 lbs
32"L x 17"W x 4"H



Modular Medium Bench Top
M-108
238 lbs
40"L x 17"W x 4"H

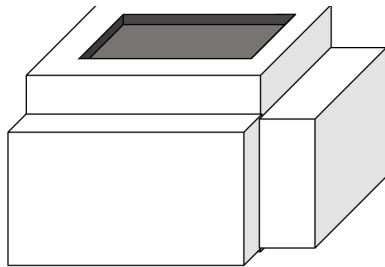


Modular Long Bench Top
M-109
283 lbs
48"L x 17"W x 4"H

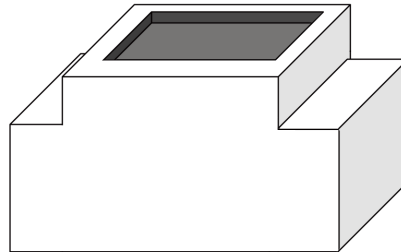


Fountain Assembly can be inserted into any planter in this series.

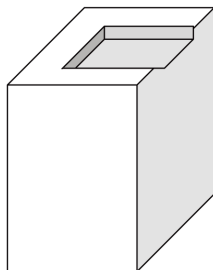
Modular Fountain Insert
(2 pieces)
M-101
47 lbs
10" Sq. x 13"H



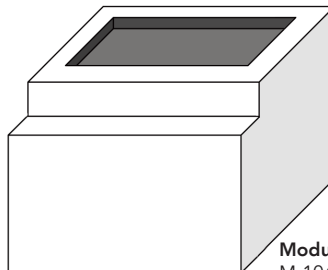
Modular Corner Planter
M-105
339 lbs
21" Sq. x 15"H



Modular Center Planter
M-103
339 lbs
25.25"L x 17"W x 15"H



Modular Leg
M-102
141 lbs
17.25"L x 9.5"W x 11"H



Modular End Planter
M-104
277 lbs
21.25"L x 17"W x 15"H