



995 Governor Dr. #103
El Dorado Hills, CA 95762

866 382-8600

YARDART info@yardart.com

Sgraffito Planter



Shown in Terra Cotta



Shown in Antico Terra Cotta

Terra Cotta Collection

Campania's glazed and terra cotta planters are hand made from natural clay using traditional artisanal techniques and high-fired at temperatures between 990-1000 degrees centigrade to ensure frost resistance and durability.

Campania's Terra Cotta Collection features warm earth toned planters with orange and pink hues. These hand crafted and high fired clay planters are available in a range of shapes and styles from Classic to Contemporary.

Campania's Antico Collection is created from a buff/brown clay and has a soft weathered antique patina. Warm natural earth tones add balance and texture to both traditional and contemporary surroundings.

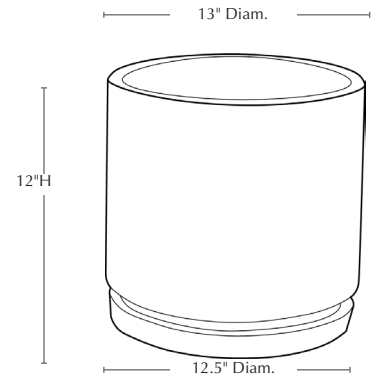
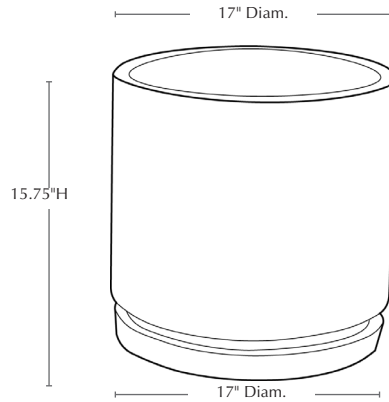
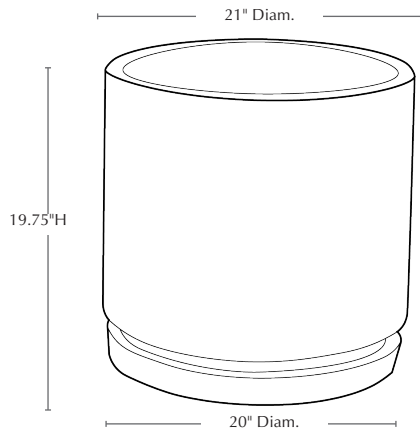
Please note that actual colors may vary slightly from those depicted here.

Material	Item Description	Item #	Available Colors	Outside Dimensions	Base Dimensions	Planting Dimensions	Approx. Soil Capacity	Approx. Weight
Terra Cotta	Sgraffito Planter S/2	6474-(XX)03	(24) Terra Cotta (66) Antico Terra Cotta					165 lbs
Terra Cotta	Sgraffito Planter, Large	6474-(XX)00	(24) Terra Cotta (66) Antico Terra Cotta	21" Diam. x 19.75"H	20" Diam.	18.25" Diam. x 18"H	3 cu ft.	81 lbs
Terra Cotta	Sgraffito Planter, Medium	6474-(XX)01	(24) Terra Cotta (66) Antico Terra Cotta	17" Diam. x 15.75"H	17" Diam.	15" Diam. x 15"H	1.5 cu ft.	56 lbs
Terra Cotta	Sgraffito Planter, Small	6474-(XX)02	(24) Terra Cotta (66) Antico Terra Cotta	13" Diam. x 12"H	12.5" Diam.	11" Diam. x 11"H	1 cu ft.	29 lbs

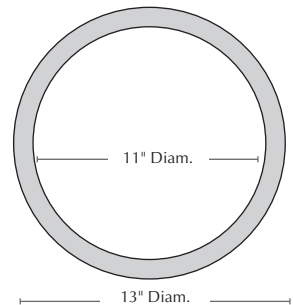
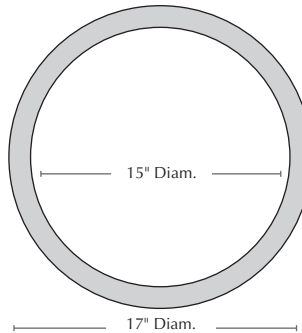
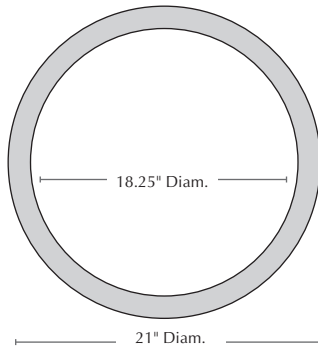
Note: Each planter is equipped with drainage holes.

Sgraffito Planter

Isometric View



Top View



Materials: Natural clay

Care & Maintenance/Outdoor Planting Instructions: There is no such thing as a 100% frost-proof planter. The freeze-thaw cycles that occur in winter will cause any water in the container to freeze and expand which may cause the container to crack. It is best to store the item in a dry place out of the elements. Our Glazed and Terra Cotta planters are equipped with pre-installed drainage holes to allow for drainage. The drain holes must be kept clear to maintain the longevity of your planter, especially in climates that undergo freeze thaw cycles in the winter. If you are unable to bring a planter out of the elements: We recommend covering the drain holes with a mesh screen or equivalent to keep debris from clogging the openings; Filling the bottom of the planter with non-porous drainage material; Filling the remainder of the planter with a well-draining soil mix that will not retain water; and lastly, covering the soil with decorative mulch or pine bark to the top rim of the planter to discourage water from pooling on the surface. For indoor use, Campania can source saucers for special orders and plugs are available upon request.

Cleaning Instructions: Campania Terra Cotta planters can be cleaned with mild soapy water. Spray down the surface of the planter where it is dirty and use a lint-free cloth, soft bristle brush or sponge to wipe the surface. Note that it may take several cycles of wiping and drying before the planter is completely clean. Do not pressure wash, use alcohol based cleaners, apply corrosive cleaners or clean with anything abrasive.