



995 Governor Dr. #103
El Dorado Hills, CA 95762

866 382-8600

YARDART info@yardart.com

Square Villandry Planter Series

Zinc Coated Steel

This collection of classic steel planters and garden elements is handcrafted in Europe and is among the finest metal planters and garden accessories available in the marketplace today. To prevent rusting, every piece is fire galvanized by dipping them into a hot zinc bath. These planters and garden elements will weather naturally to create a beautiful antique zinc patina.

Note: Planter boxes are not designed for direct planting and are intended to be used with an interior grow pot or liner.



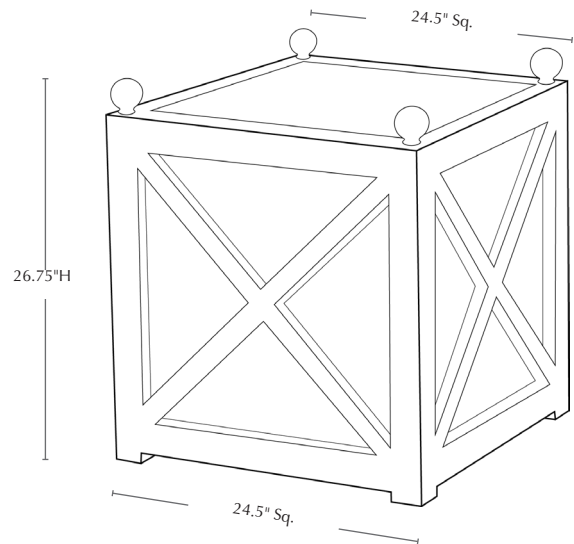
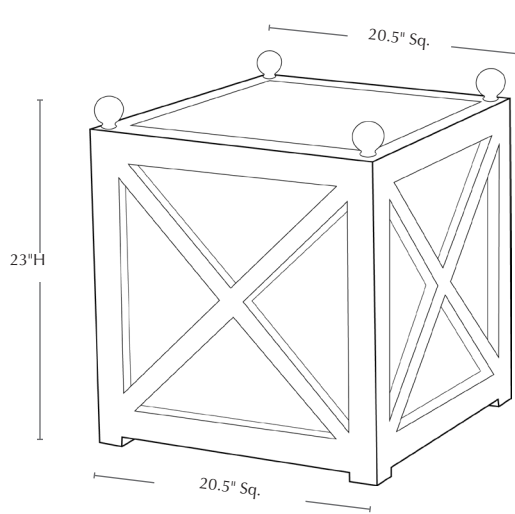
Shown in Zinc

Material	Item Description	Item #	Outside Dimensions	Planting Dimensions	Base Dimensions	Approx. Weight	Approx. Soil Capacity
Zinc	Square Villandry Planter-S/1	6093-9701	20.5"Sq.x 23"H	18.5" Sq. x 16.5"H	20.5"Sq.	89 lbs	3.3 cu ft.
Zinc	Square Villandry Planter, Large-S/1	6092-9701	24.5"Sq. x 26.75"H	20.5" Sq. x 22"H	24.5"Sq.	115 lbs	5.4 cu ft.


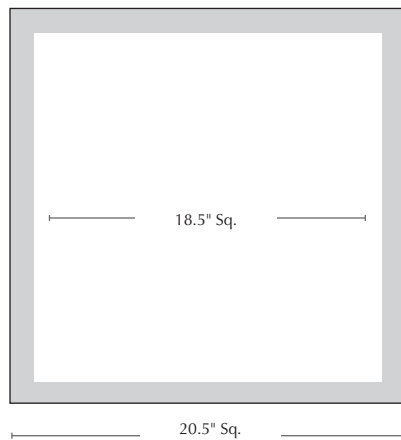
Note: Each planter is equipped with a drainage system in the bottom of the interior via a zinc plate; small openings in each corner of the interior base. Planter boxes are not designed for direct planting and are intended to be used with interior grow pot or liner.

Square Villandry Planter Series

Isometric View



Top View



Care & Maintenance/Outdoor Planting Instructions: Planter boxes are not designed for direct planting and are intended to be used with an interior grow pot or liner.

Touch-up Repair: If a fountain or planter is scratched and the protecting zinc layer is damaged, cold galvanizing paint or paste (containing actual zinc) should be applied to the damaged area to prevent rust. Should rusting have already occurred, remove rust with fine sandpaper or steel wool and clean before applying the cold galvanizing paint/zinc paint (paste).

Cleaning Instructions: Zinc coated steel is intended for outdoor use and is galvanized to prevent rusting. It is recommended to clean planters and fountains with mild soapy water using a clean sponge or lint free cloth or if needed a soft bristle brush.

For fountains where lime buildup may have occurred, white vinegar may be used to clean affected areas. Pour some vinegar on a clean cloth or sponge and rub the area with the lime buildup. Wait 10-15 minutes and then remove the lime with a medium/hard bristle brush and lots of water. Repeat if needed. Test a small area first to make sure no discoloration will occur. Algae prevention products may be used if needed in zinc fountains.